



NATURAL VERMONT AND WELSH SLATE—
THE BEAUTIFUL AND DURABLE CHOICE
FOR EXTERIOR CLADDING TO
CONTEMPORARY OR TRADITIONAL
KITCHEN ENVIRONMENTS.


Structural Slate

CLADDING SINKS COUNTERTOPS BACKSPLASHES STAIR



The rich depth and warmth created by the natural color and texture of Vermont and Welsh slate provides a distinctly comforting feeling to interior spaces. Kitchen countertops, sinks and backsplashes can be designed in all our colors of natural slate with six profile options. All slate products are anti-bacterial, stain resistant and non-combustible. A honed finish provides stain resistance and a luxuriously rich feel to your countertops.

Counter Edge Profiles




LIGHT ARRIS




TOP & BOTTOM




1" TOP RADIUS



FULL BULLNOSE



BEVEL



OGEE

At home or office, slate can be a design option for low and high traffic areas. Applications include bathroom tub surrounds, vanity tops, table and desk tops, bar tops, wall panels and window sills. Imagine it and we will create it!



Slate Sinks and Countertops

Slate sinks are available in Vermont and Welsh colors in either a front exposure or full under-mount.

The use of computer-aided design throughout the production process of our sinks guarantees high standards and quality control. Custom made to your specifications, they have a polished/honed finish and are very low maintenance. Every slate sink is unique!



Dimensional Slate

Evergreen can provide custom cut-to-size and finished slate in thick and large formats for structural and architectural applications. Long and flat surfaces are produced by hand-splitting and limited to 30" x 50" for natural cleft materials. If surface is machine-gauged and honed, size increases to 48" x 96". Minimum thickness increases with size.




Interior and Exterior Slate Cladding

Welsh slate cladding provides an external or internal surface covering which is unparalleled in terms of aesthetic appeal and flexibility. Available in Welsh colors only:

- Fine Rubbed** for a smooth sheen
- Riven** for a natural appearance
- Flamed** for a rough texture

The durability and resistance to weather, temperature, mossing and color erosion, make it ideal for almost any environment. It is also highly resistant to acids, alkalis and other chemicals. It retains its color even in UV light and is impermeable to water.

AVAILABLE COLORS for walling and cladding products:




WELSH PURPLE

WELSH GRAY

WELSH BLACK

AVAILABLE COLORS for all other structural products:



GRAY


MOTTLED GREEN-PURPLE

RED

BLACK

GREEN

DARK GREEN



WELSH PURPLE

WELSH GRAY

WELSH BLACK



68 East Potter Ave., Granville, NY 12832
866-USA-SLATE • www.evergreenslate.com • sales@evergreenslate.com